

class 5a English	Mrs Schoebel	<u>TASKS</u> II	Unit 2C
------------------	--------------	------------------------	----------------

23rd March, 2020 - 27th March, 2020 → 5 lessons

1 **Reading:** **Sunday Lunch** (book p. 48 nr. 1)

- Read the text.
- Look up unknown words (→pp. **187-188**) and solve the following tasks:
 - **book p. 48 nr. 2a, 2b, 2c** in writing
 - Practise reading. (3x)
 - book p. 49 → Read the Background file
 - **EXTRA:** book p. 49 nr. 4 → Make scones for your family. 😍
(freiwillig)

2 **Food and drink:** Solve the following tasks:

- **book p. 48 nr. 1a, b** Use words from the **WORDBANK pp. 144-145**, too.
- wb p. 30 nr. 21; wb p. 31 nr. 22
- Learn the words in the **WORDBANK pp. 144-145**.
- CHECKPOINT: wb p.32 nr. 1

3 **My, your, his, her..:** Solve the following tasks:

- **book p. 50 nr. 2a** → Copy the rhyme. Put in the words from the box.
Underline them.
- **EXTRA::** Learn the rhyme.
- **book p. 50 nr. 3** → Write down the numbers 2-8 and add
the missing possessive determiners (my, your, their...)

4 **VOCABULARY:** **Unit 2 C** → pp. 187-188 → What's for lunch- water

- **Write the new words into your vocabulary part and learn them.**
- WM 2 nr. 16, 19 → What's for lunch?
- **Check your answers and correct your mistakes.** → SOLUTION (handout 3)

GOOD LUCK!


Kind regards
Mrs Schoebel



class 5a English	Mrs Schoebel	<u>TASKS</u> III	Unit 2 Text
------------------	--------------	------------------	-------------

30th March, 2020 - 3rd April, 2020 → 5 lessons

1 Reading: **Saturday in Plymouth** (book pages 52-53)

- Read the text.
- Look up unknown words (→pp. **188-189**) and solve the following tasks:
 - **KV 11** Read the sentences and tick (✓) the correct answers.
 - **book p. 53 nr. 1a** Put the pictures into the correct order.
 - **book p. 53 nr. 1b** Find the 6 scenes in the text. Write down the lines.
 - A: ll. 45-55 • B: ll. ...
 - Practise reading. (2x)
 - **book p. 53 nr. 2 Tom's mum**
Tom's mother is worried: "Please find him! (l. 47) ... 
 - wb p. 31 nr. 23

2 VOCABULARY:

- **Unit 2 TEXT** → pp. 188-189 → remember- it shows that
- **Write the new words into your vocabulary part and learn them.**
- WM 3 nr. 22, 25 → Saturday in Plymouth
- **Check your answers and correct your mistakes.** → SOLUTION (handout 3)↓

3 REVISION :

- | | |
|--------------------|--|
| <u>CHECKPOINT:</u> | wb pp. 32/33 nr. 2 - 5* |
| <u>GRAMMAR:</u> | LAS 2.1, LAS 2.2* |
| <u>VOCABULARY:</u> | VAS 2.1. VAS 2.2* |
| <u>SOLUTION:</u> | * Check your answers and correct your mistakes.↓ |

GOOD LUCK!

Kind regards
Mrs Schoebel



11 KV Saturday in Plymouth

1 Read the sentences and tick (✓) the correct answers. You can open your student's book at pages 52–53 for help.

- 1) Justin doesn't go to the café because ...
 a) he doesn't like ice cream.
 b) he doesn't like Sarah.
 c) his mum and Sarah talk and talk and talk.

- 2) Justin makes a film so ...
 a) he can show it to his friends.
 b) he can send it to his dad.
 c) he can watch it in the evening.

- 3) The boy is angry because Justin films ...
 a) him and his girlfriend.
 b) the seagull.
 c) the harbour.

- 4) The Blue Bird is ...
 a) a navy ship.
 b) Justin's favourite sailing boat.
 c) an old sailing boat.

- 5) On his way back to the café Justin sees ...
 a) a police officer with a group of people.
 b) a police officer with a group of children.
 c) a police officer with his mum and Sarah.

- 7) The woman is ...
 a) the boy's mother.
 b) the boy's grandmother.
 c) the boy's teacher.

- 6) The woman is ...
 a) angry.
 b) happy.
 c) worried.

- 8) Justin ...
 a) finds the boy on his video camera.
 b) jumps onto the Blue Bird and finds the boy.
 c) is in trouble.



2

Unit

16 Words and phrases → (p. 48) ↻

2C What's for lunch pp.187 - 188

1 Hey, Mum, _____?

Hey, Mama, was **gibt es zum Mittagessen**?

2 Is it _____ with _____?

Gibt es **Rinderbraten** mit **Kartoffeln**?

3 Oh, _____, _____!

Oh, **lecker!** **Gemüsesuppe!**

4 And what's for _____?

Und was gibt's als **Nachtsch**?

5 Is there _____ or _____?

Gibt es **Obstsalat** oder **Eis**?

6 Please _____ the food into the dining room.

Bring bitte das Essen ins Esszimmer.

7 Do you know the song _____?

Kennst du das Lied **im Radio**?

8 Is your flat _____ of your road?

Ist deine Wohnung **in der Mitte** deiner Straße?

9 _____ to eat?

Was möchtest du gern essen?

10 _____ ice cream, please.

Ich möchte gern Eis, bitte.

11 The soup is _____ but the ice cream is _____.

Die Suppe ist **heiß** aber das Eis ist **kalt**.

19 Words and phrases → (pp. 49-50) ↻

1 What's your favourite _____?

Was ist dein Lieblings**getränk**?

2 For lunch we often have a _____.

Zum Mittag essen wir oft ein **Sandwich**.

3 Then we have _____ with _____.

Dann essen wir **Kuchen** mit **Sahne**.

4 Yes, and _____, Yummy – my favourite _____.

Und **Marmelade**. Lecker, mein Lieblings**essen**.

5 I like _____ and _____ too.

Ich mag **Kekse** und auch **Brot**.

6 I eat lots of _____ – I don't like _____.

Ich esse viel **Käse** – ich mag **Fleisch** nicht.

7 I have _____ or _____ in the morning.

Morgens trinke ich **Milch** oder **Tee**.

8 I have _____ for lunch.

Zum Mittag trinke ich **Wasser**.

22 Words and phrases → (p. 52) ↻

1 Can you _____ my name?

Können Sie **sich** an meinen Namen **erinnern**?

2 This is a _____ for you.

Das ist ein **Geschenk** für Sie.

3 Let's talk. We can go to a _____.

Lasst uns reden. Wir können zu einem **Café** gehen.

4 At the _____ there are lots of _____.

Am **Hafen** gibt es viele **Möwen**.

5 Can seagulls _____?

Können Möwen **schreien**?

6 There are lots of _____ here.

Es sind viele **Schiffe** hier.

7 Are you _____ surprised?

Sind Sie **plötzlich** überrascht?

8 Please run _____ to a red _____.

Laufen Sie bitte zu einem roten **Boot hinunter**.

9 _____ the boat is from India.

Vielleicht ist das Boot aus Indien.10 _____ name is Indian: *Mumbai Moon*.**Sein** Name ist indisch: *Mumbai Moon*.

11 Now _____ the boat.

Springen Sie jetzt **aufs** Boot.

12 You can see a _____.

Du kannst eine **Polizistin** sehen.

13 You _____ . It's all right.

Sie **sehen besorgt aus**. Es ist in Ordnung.

25 Words and phrases → (pp. 52-53) ↻

1 What colour _____ your mum's _____?

Welche Farbe **haben** die **Haare** deiner Mutter?

2 Where _____ your _____?

Wo **ist** deine **Kleidung**?

3 My _____ new.

Meine **Jeans** **ist** neu.

4 _____ do you _____ wear old clothes?

Warum trägst du **nie** alte Klamotten?

5 _____ Justin _____?

Kriegt Justin **Ärger**?

6 – No, in the _____, his mum isn't angry.

– Nein, in der **Geschichte** ist Justins Mutter nicht böse.

7 She knows _____ Justin isn't a bad boy.

Sie weiß, **dass** Justin kein schlechter Junge ist.

The simple present: positive statements

▶ pp. 38–40

Die einfache Form der Gegenwart: bejahte Aussagen

- 1 a) Look at **3** (p. 39) and complete these sentences.

“That’s Skip. I _____ him in the morning.”

“Hey, you _____ a nice bedroom.”

“He always _____ the paper there.”

“Mink, our cat – she _____ the sofa.”

- b) Draw a red box around all the subjects (I, you, ...).

Draw a blue box around all the verbs (feed, ...).

- c) Which translation is best: a, b or c?

In the afternoon, we play football.

Sieh dir **3** (S. 39) an und vervollständige diese Sätze.

“Dad likes games. We _____ at weekends.”

“Wow, you _____ lots of games.”

Then Maya and Abby go for a walk with Skip.

Male ein rotes Kästchen um alle Subjekte (I, you, ...).

Male ein blaues Kästchen um alle Verben (feed, ...).

Welche Übersetzung passt am besten: a, b oder c?

a Es ist Nachmittag, und wir spielen Fußball.

b Nachmittags können wir Fußball spielen.

c Nachmittags spielen wir immer Fußball.

- 2 a) Look again at your sentences in **1a**. Complete the table with the verbs.

Subject + verb

I feed _____

You _____

He _____

She _____

Sieh dir deine Sätze in **1a** noch einmal an. Vervollständige die Tabelle mit den Verben.

Subject + verb

We _____

You _____

They _____

- b) Some verb forms have an **-s** at the end. Mark them in yellow. Then draw a red box around their subjects.

Manche Verbformen haben ein **-s** am Ende.

Markiere sie gelb. Dann male ein rotes Kästchen um ihre Subjekte.

- 3 Now look at **Grammar File 6a** and **6b** on pp. 160–161.



Schau dir jetzt **Grammar File 6a** und **6b** auf S. 160–161 an.

The simple present: negative statements

▶ pp. 44–45

Die einfache Form der Gegenwart: verneinte Aussagen

- 1 a) Look at 1 (p. 44) and complete these sentences.

I _____ like cricket, Uncle.
 You *don't* _____ cricket!
 He _____ time for sport.
 She _____ to Plymstock, Uncle.

Sieh dir 1 (S. 44) an und vervollständige diese Sätze.

We _____ all _____ in India.
 They _____ in South Africa.

- b) Draw a red box around all the subjects (I, You, ...) in your sentences.
 Draw a blue box around all the verbs (like, ...).

Male ein rotes Kästchen um alle Subjekte (I, You, ...) in deinen Sätzen.

Male ein blaues Kästchen um alle Verben (like, ...).

- 2 a) Look again at your sentences in 1a). Complete the table with the subjects and verbs.

Sieh dir deine Sätze in 1a) noch einmal an. Vervollständige die Tabelle mit den Subjekten und Verben.

Subject + verb

I don't like _____
 You _____

Subject + verb

We live _____

- b) What is different with the 3rd person singular (he, she, it)?
 Mark the differences in yellow.

Was ist anders bei der 3. Person Singular (he, she, it)?
 Markiere die Unterschiede gelb.

- c) Now complete the rule for negative statements in the simple present.

Nun vervollständige die Regel für verneinte Aussagen im simple present.

Simple present, negative statements: I, you, we, they + _____ + infinitive
 _____ he, she, it + _____ + infinitive

- 3 Now look at **Grammar File 6c** on p. 162.



Schau dir jetzt **Grammar File 6c** auf S. 162 an.

GRAMMAR SOLUTION: LAS 2.1, 2.2**LAS 2.1**

1a) "That's Skip. I **feed** him in the morning."

"Hey, you **have** a nice bedroom."

"He always **reads** the paper there."

"Mink, our cat – she **likes** the sofa."

"Dad **likes** games. We **play** at weekends."

"Wow, you **have** lots of games."

Then Maya and Abby **go** for a walk with Skip.

1c) Lösung c ist korrekt: **In the afternoon, we play football.**
Nachmittags spielen wir immer Fußball.

2) I **feed**
 You **have**
 He **reads**
 She **likes**
 We **play**
 You **have**
 They **go**

LAS 2.2

1a) I **don't like** cricket, Uncle.

You **don't like** cricket!

He **doesn't have** time for sport.

She **doesn't go** to Plymstock, Uncle.

We **don't all live** in India.

They **don't live** in South Africa.

























2a) I **don't like**
 You **don't like**
 He **doesn't have**
 She **doesn't go**
 We **don't live**
 They **don't live**

2c) Simple present, negative statements: I, you, we, they + **don't** + infinitive
 he, she, it + **doesn't** + infinitive

2

Vocabulary Action Sheet

2.1






















Rooms	Prepositions	Pictures	Definitions	German/English	Food and drink	The fourth word
 _____	We have school at _____ 4 o'clock.	 _____	Fish live in it. W _____	vielleicht M _____	 _____	he - his it - _____
 _____	What's _____ lunch?	 _____	You can tell it. a S _____	nur, bloß D _____	 _____	cake - eat tea - _____
 _____	Come _____ the kitchen.	 _____	People wear them. C _____	oft D _____	 _____	two - people one - _____
 _____	There's music _____ the radio.	 _____	A kid plays with it. a T _____	natürlich, selbsterständig D _____	 _____	he - him she - _____
 _____	Let's go _____ a walk.	 _____	People do it at night. (to) S _____	(liver) in der Nähe M _____	 _____	book - read TV - _____
 _____	The table is _____ the middle of the room.	 _____	divorced, or not married S _____	plötzlich, auf einmal S _____	 _____	sport - do tea - M _____
 _____	Can you jump _____ the table?	 _____	(to) give animals food (to) F _____ them	Warum? W _____ ?	 _____	he - him we - _____
 _____	What do you do _____ the weekend?	 _____	You put it on a cake. C _____	einer Freundin eine SMS schicken (to) T _____ a friend	 _____	bed - sleep chair - _____

2

Vocabulary Action Sheet

2.2

© 2014 Cornelsen Schulverlage GmbH, Berlin.
Alle Rechte vorbehalten.

Things in a house	Opposites (↔)	What we eat	Familie s	German/English	Pictures	Context
 _____	upstairs – _____	in the morning: b _____	my dad's brother my _____	rennen, laufen (to) _____		I have a birthday p _____ for you.
 _____	big – _____	in the evening: d _____	His father is my dad's brother. my _____	denken, glauben (to) _____		What w _____ you like? – Tea, please.
 _____	(to) fall asleep – (to) _____	 _____	my mum's mother my _____	(mit)nehmen, (weg)bringen (to) _____		There's M _____ school on Sundays.
 _____	before – _____	 _____	my dad's sister my _____	aussehen (to) _____		Don't come in – go d _____!
 _____	he has time – he _____ time	 _____	Lewis and Lloyd are t _____	segeln gehen (to) _____		Let's go d _____ into the living room.
 _____	always – _____	 _____	My parents are d _____	springen (to) _____		Would you like a c _____ of tea?
 _____	hot – _____	 _____	Karen and Sam are M _____	erzählen (to) _____		Oh, no! Now we're in t _____!
 _____	(to) forget a name – (to) _____ a name	after lunch or dinner: d _____	Bill's grand- father is d _____	schreien, rufen (to) _____		I think t _____ we're finished.

VOCAB

SOLUTION:

VAS 2.1; 2.2

	Rooms	Prepositions	Pictures	Definitions	German/English	Food and drink	The fourth word
1	living room	till	hair	water	maybe	bread	its
2	classroom	for	fish	story	only	potatoes	drink
3	bathroom	into	house	clothes	often	cake	person
4	bedroom	on	tree	toy	of course	cheese	her
5	dining room	for	plate	sleep	near here	sandwiches	watch
6	kitchen	in	tea	single	suddenly	meat	make
7	gym	onto	garden	feed	Why?	milk	us
8	library	at	ship	cream	text	vegetables	sit

Unit 2.1

	Things in a house	Opposites	What we eat	Families	German/English	Pictures	Context
1	armchair	downstairs	breakfast	uncle	run	crab	present
2	lamp	small	dinner	cousin	think	police officer	would
3	TV	wake up	soup	grandma / grandmother	take	seagull	no
4	sofa	after	scones	aunt	look	harbour	away
5	bed	doesn't have	ice cream	twins	go sailing	trophy	down
6	table	never	fruit salad	divorced	jump	basket	cup
7	computer	cold	jam	married	tell	paper	trouble
8	chair	remember	dessert	dead	shout	road	that

Unit 2.2

Homes and families



10 Words and phrases

1 aunt; uncle 2 sport 3 does; sport 4 near here
5 doesn't have time 6 only; often 7 tell; about
8 All; you know 9 cousin 10 person

11 Who lives here?

oben: Freddie links: Clara rechts: Tim

12 Questions and answers

1 c 2 b 3 d 4 a

13 Words and phrases

1 Grandpa; grandfather 2 Grandma; grandmother
3 farm 4 Well 5 family tree 6 tree 7 dead
8 divorced 9 married to 10 single 11 twins 12 till

14 Right or wrong?

1 Right 2 Wrong 3 Right 4 Wrong 5 Wrong

15 Match the parts

1 c 2 d 3 b 4 a

16 Words and phrases

1 what's for lunch 2 roast beef; potatoes
3 yummy; vegetable soup 4 dessert
5 fruit salad; ice cream 6 take 7 on the radio
8 in the middle 9 What would you like
10 I'd like 11 hot; cold

17 Word soup

potatoes, beef, lunch, salad, scone, fruit, dessert,
roast, tea, soup

18 Missing balloons

1 for 2 to 3 with

19 Words and phrases

1 drink 2 sandwich 3 cake; cream 4 jam; food
5 biscuits; bread 6 cheese; meat 7 milk; tea 8 water

20 That's wrong!

1 biscuits → biscuits 2 sandwich → sandwich
3 breakfast → breakfast 4 meet → meet
5 roast → roast 6 Tee → tea

21 What's in the sandwich?

Lösung: cheese

22 Words and phrases

1 remember 2 present 3 café 4 harbour; seagulls
5 shout 6 ships 7 suddenly 8 down; boat
9 Maybe 10 its 11 jump onto 12 police officer
13 look worried

23 Word pairs

1 my their 2 her my 3 our our 4 your her 5 My his

24 Word snake

1 name; remember 2 ships; harbour 3 camera; present

25 Words and phrases

1 is; hair 2 are; clothes 3 jeans; are 4 Why; never
5 is; in trouble 6 story 7 that

26 Word search

1 married 2 uncle 3 don't 4 doesn't 5 read
6 would 7 trouble 8 story 9 hot

27 Word groups

House: lamp table TV
Family: cousin sister aunt
Food: cake jam beef
School: teacher remember science
Sport: sailing baseball cricket

Checkpoint 2

1 PRONUNCIATION Food

1 sandwich ['sænwɪtʃ] 2 biscuits ['bɪskɪts]
 3 fruit salad [ˌfru:t 'sæləd] 4 dessert [dɪ'zɜ:t]
 5 vegetables ['vedʒtəblz]

2 WORDS Home and family

a) 1 shelf 2 armchair 3 breakfast 4 uncle 5 divorced
 b) 1 play games 2 watch TV 3 do homework 4 write emails
 5 feed the dog 6 make a cup of tea 7 read the paper
 8 meet friends 9 go sailing
 c) Lösungsvorschlag: We play games in the break. I usually
 watch TV on Saturdays. I do my homework after school.

3 About Nick

goes go doesn't have takes likes doesn't like don't like

4 Your dream house

Lösungsvorschlag:

- 1 My dream house is near the sea/near a lake in Germany/
England.
- 2 It has six rooms and a big swimming pool in the garden.
- 3 I can swim in my pool every day.
- 4 My bedroom is upstairs. It's orange and yellow, my favourite
colours. It's big and really cool.
- 5 It has lots of posters and pictures of my family and my dog,
and there are lots of shelves for books and games.
- 6 There's a big TV and a computer in every room.

5 About you

Lösungsvorschlag:

We have a nice flat/house in ... I have a brother/sister. He's/
She's eight years old. My new school is really big. I like my
classmates and my teachers and my favourite subject is ... I like
football/... and I'm good at basketball/... too. We sometimes
play games in the break and after school. At home we have a
brown and white dog. His/Her name is ... I feed him/her before
school. After school, I often go for a walk with him/her in the
park or I go to the shops with a friend.