


Mit **W ü r f e l g e b ä u d e n** arbeiten

Erstelle dir eine Tabelle auf kleinkariertem Papier!

Beispiel zum Bearbeiten

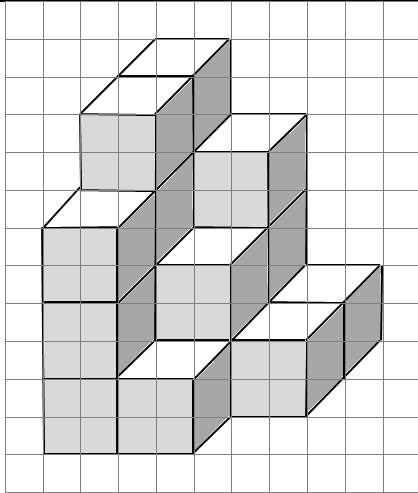
Hilfreich für den Bauplan

↓ (links hinten)



Vorlage 1)

a) Abzeichnen kleinkariertes Papier

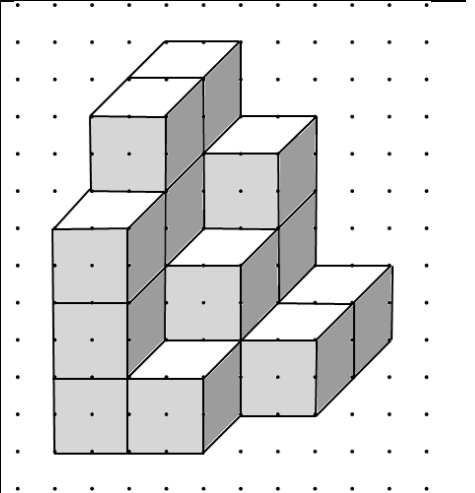


b) Bauplan aufschreiben

↓ (links hinten)

4	3	1
4	2	1
3	2	

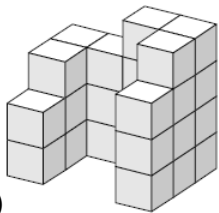
c) Würfelgebäude auf Punkteraster zeichnen




Verschiedene Beispiele für Würfelgebäude! Du musst nicht alle Würfelgebäude bearbeiten!

<p>1)</p>	<p>2)</p>	<p>3)</p>
<p>4)</p>	<p>5)</p>	<p>6)</p>
<p>7)</p>	<p>8)</p>	<p>9)</p>


10)



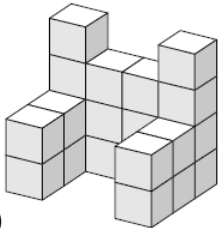
11)




12)



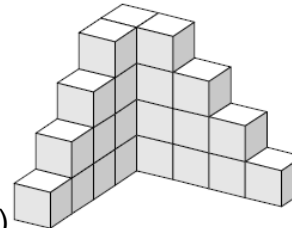
13)



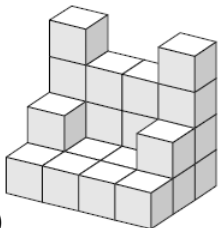
14)




15)



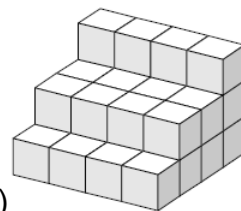
16)




17)



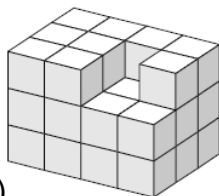
18)




19)




20)




21)



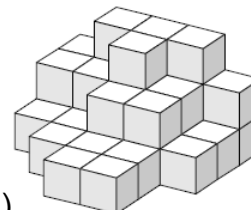
22)



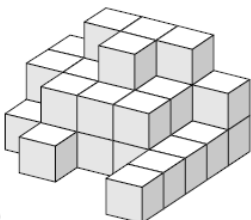
23)




24)




25)




26)



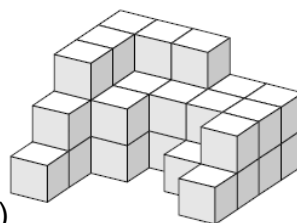
27)



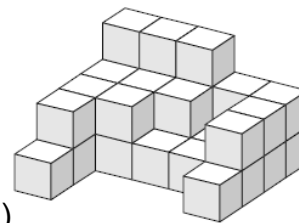
28)



29)



30)



Punkteraster für Aufgabe c)
Schneide dir die entsprechende Größe aus!

